



Circuit de Barcelona
 Formula Renault Eurocup
 Collective test 1
 Provisional Results

**FORMULA
 RENAULT**
 EURO CUP

Cls	Nº	Driver	Nat	Competitor	Nat	Rookie	Cls	Laps	Best	Time	Gap	Interval	Km/h
1	1	Max Fewtrell	GBR	R-ACE GP	FRA			20	17	1:42.095			164.1
2	61	Lorenzo Colombo	ITA	JD MOTORSPORT	ITA	R	1	21	20	1:42.369	0.274	0.274	163.7
3	2	Logan Sargeant	USA	R-ACE GP	FRA	R	2	20	17	1:42.490	0.395	0.121	163.5
4	4	Victor Martins	FRA	R-ACE GP	FRA	R	3	19	17	1:42.543	0.448	0.053	163.4
5	16	Yifei Ye	CHN	JOSEF KAUFMANN RACING	GER			21	19	1:42.606	0.511	0.063	163.3
6	31	Christian Lundgaard	DEN	MP MOTORSPORT	NED	R	4	19	18	1:42.616	0.521	0.010	163.3
7	41	Oscar Piastrri	AUS	ARDEN	GBR	R	5	19	17	1:42.989	0.894	0.373	162.7
8	22	Alexander Smolyar	RUS	TECH 1 RACING	FRA	R	6	21	18	1:43.061	0.966	0.072	162.6
9	53	Eliseo Martinez	ESP	AVF BY ADRIAN VALLES	ESP	R	7	18	15	1:43.064	0.969	0.003	162.5
10	85	Raúl Guzman	MEX	FORTEC MOTORSPORTS	GBR			17	15	1:43.165	1.070	0.101	162.4
11	11	Clément Novalak	GBR	JOSEF KAUFMANN RACING	GER	R	8	19	17	1:43.177	1.082	0.012	162.4
12	3	Charles Milesi	FRA	R-ACE GP	FRA	R	9	19	19	1:43.193	1.098	0.016	162.3
13	24	Frank Bird	GBR	TECH 1 RACING	FRA			21	17	1:43.251	1.156	0.058	162.3
14	62	Thomas Maxwell	AUS	JD MOTORSPORT	ITA			20	18	1:43.278	1.183	0.027	162.2
15	33	Freek Schothorst	NED	MP MOTORSPORT	NED	R	10	21	21	1:43.283	1.188	0.005	162.2
16	32	Alex Peroni	AUS	MP MOTORSPORT	NED			18	15	1:43.412	1.317	0.129	162.0
17	42	Nikita Volegov	RUS	ARDEN	GBR	R	11	22	19	1:43.639	1.544	0.227	161.6
18	21	Neil Verhagen	USA	TECH 1 RACING	FRA			20	18	1:43.678	1.583	0.039	161.6
19	51	Axel Matus	MEX	AVF BY ADRIAN VALLES	ESP			17	17	1:43.744	1.649	0.066	161.5
20	54	Christian Munoz	COL	AVF BY ADRIAN VALLES	ESP	R	12	18	15	1:43.843	1.748	0.099	161.3
21	43	Sami Taoufik	MAR	ARDEN	GBR	R	13	21	19	1:43.874	1.779	0.031	161.3
22	63	Najiy Razak	MAS	JD MOTORSPORT	ITA			22	15	1:44.113	2.018	0.239	160.9
23	84	Vladimir Tziortzis	RUS	FORTEC MOTORSPORTS	GBR	R	14	18	11	1:44.169	2.074	0.056	160.8
24	23	Thomas Neubauer	FRA	TECH 1 RACING	FRA			2	2	2:03.817	21.722	19.648	135.3

Published at:.....

Track Temp: 19.2 °C Air Temp: 21.4 °C Humidity: 66 % Track Status: DRY

Stewards:

Race Director:

Timekeeper:





Circuit de Barcelona
 Formula Renault Eurocup
 Collective test 1
 Provisional Results by Class

**FORMULA
 RENAULT**
 EURO CUP

Cls	Nº	Driver	Nat	Competitor	Nat	Rookie	Laps	Best	Time	Gap	Interval	Km/h
1	1	Max Fewtrell	GBR	R-ACE GP	FRA		20	17	1:42.095			164.1
2	16	Yifei Ye	CHN	JOSEF KAUFMANN RACING	GER		21	19	1:42.606	0.511	0.511	163.3
3	85	Raúl Guzman	MEX	FORTEC MOTORSPORTS	GBR		17	15	1:43.165	1.070	0.559	162.4
4	24	Frank Bird	GBR	TECH 1 RACING	FRA		21	17	1:43.251	1.156	0.086	162.3
5	62	Thomas Maxwell	AUS	JD MOTORSPORT	ITA		20	18	1:43.278	1.183	0.027	162.2
6	32	Alex Peroni	AUS	MP MOTORSPORT	NED		18	15	1:43.412	1.317	0.134	162.0
7	21	Neil Verhagen	USA	TECH 1 RACING	FRA		20	18	1:43.678	1.583	0.266	161.6
8	51	Axel Matus	MEX	AVF BY ADRIAN VALLES	ESP		17	17	1:43.744	1.649	0.066	161.5
9	63	Najiy Razak	MAS	JD MOTORSPORT	ITA		22	15	1:44.113	2.018	0.369	160.9
10	23	Thomas Neubauer	FRA	TECH 1 RACING	FRA		2	2	2:03.817	21.722	19.704	135.3
Rookie												
1	61	Lorenzo Colombo	ITA	JD MOTORSPORT	ITA	R	21	20	1:42.369			163.7
2	2	Logan Sargeant	USA	R-ACE GP	FRA	R	20	17	1:42.490	0.121	0.121	163.5
3	4	Victor Martins	FRA	R-ACE GP	FRA	R	19	17	1:42.543	0.174	0.053	163.4
4	31	Christian Lundgaard	DEN	MP MOTORSPORT	NED	R	19	18	1:42.616	0.247	0.073	163.3
5	41	Oscar Piastrì	AUS	ARDEN	GBR	R	19	17	1:42.989	0.620	0.373	162.7
6	22	Alexander Smolyar	RUS	TECH 1 RACING	FRA	R	21	18	1:43.061	0.692	0.072	162.6
7	53	Eliseo Martinez	ESP	AVF BY ADRIAN VALLES	ESP	R	18	15	1:43.064	0.695	0.003	162.5
8	11	Clément Novalak	GBR	JOSEF KAUFMANN RACING	GER	R	19	17	1:43.177	0.808	0.113	162.4
9	3	Charles Milesi	FRA	R-ACE GP	FRA	R	19	19	1:43.193	0.824	0.016	162.3
10	33	Freek Schothorst	NED	MP MOTORSPORT	NED	R	21	21	1:43.283	0.914	0.090	162.2
11	42	Nikita Vlegov	RUS	ARDEN	GBR	R	22	19	1:43.639	1.270	0.356	161.6
12	54	Christian Munoz	COL	AVF BY ADRIAN VALLES	ESP	R	18	15	1:43.843	1.474	0.204	161.3
13	43	Sami Taoufik	MAR	ARDEN	GBR	R	21	19	1:43.874	1.505	0.031	161.3
14	84	Vladimir Tziortzis	RUS	FORTEC MOTORSPORTS	GBR	R	18	11	1:44.169	1.800	0.295	160.8

Published at:.....

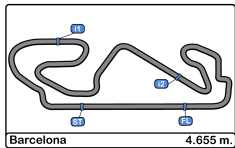
Track Temp: 19.2 °C Air Temp: 21.4 °C Humidity: 66 % Track Status: DRY

Stewards:

Race Director:

Timekeeper:





Circuit de Barcelona
 Formula Renault Eurocup
 Collective test 1
 Lap Analysis



1 Max Fewtrell							3 Charles Milesi								
R-ACE GP							R								
Lap	D	Time	Sector 1	Sector 2	Sector 3	T. Spd	Elapsed	Lap	D	Time	Sector 1	Sector 2	Sector 3	T. Spd	Elapsed
1		9:52:02.221	9:50:40.752	44.926	36.543	175.3	9:52:02.221	1		9:52:07.982	9:50:45.284	45.763	36.935	160.4	9:52:07.982
2		1:47.880	32.015	41.505	34.360	214.7	9:53:50.101	2		1:56.915	32.538	42.724	41.653	208.8	9:54:04.897
3		1:44.393	30.231	40.297	33.865	239.4	9:55:34.494	3		1:44.810	30.229	40.588	33.993	235.2	9:55:49.707
4		1:46.958	30.116	40.328	36.514	240.0	9:57:21.452	4		1:44.161	30.105	40.150	33.906	232.2	9:57:33.868
5		1:43.638	29.825	40.092	33.721	238.9	9:59:05.090	5		1:43.707	29.945	40.084	33.678	234.7	9:59:17.575
6		1:47.176	30.493	42.294	34.389	240.0	10:00:52.266	6		1:49.586	29.981	40.221	39.384	234.7	10:01:07.161
7		1:43.873	29.930	40.052	33.891	239.4	10:02:36.139	7		1:44.057	29.992	40.049	34.016	238.4	10:02:51.218
8		1:44.068	29.939	40.262	33.867	238.9	10:04:20.207	8		1:51.783 P	32.348	40.823	38.612	237.3	10:04:43.001
9		1:49.584 P	30.234	40.453	38.897	239.4	10:06:09.791	9		8:00.235	6:39.162	42.543	38.530	179.7	10:12:43.236
10		6:41.386	5:23.875	42.280	35.231	171.9	10:12:51.177	10		1:44.245	30.106	40.101	34.038	233.2	10:14:27.481
11		1:44.052	30.059	40.210	33.783	236.8	10:14:35.229	11		1:49.467	29.965	40.139	39.363	236.8	10:16:16.948
12		1:43.696	29.930	40.068	33.698	237.8	10:16:18.925	12		1:44.170	29.995	40.262	33.913	237.3	10:18:01.118
13		1:43.826	29.785	40.139	33.902	240.0	10:18:02.751	13		1:48.796 P	30.232	40.246	38.318	238.4	10:19:49.914
14		1:48.891 P	29.999	40.219	38.673	241.0	10:19:51.642	14		11:56.197	10:30.254	45.547	40.396	157.4	10:31:46.111
15		11:25.572	10:04.657	45.329	35.586	156.0	10:31:17.214	15		1:50.812	31.878	42.773	36.161	211.7	10:33:36.923
16		1:46.732	30.734	40.489	35.509	230.2	10:33:03.946	16		1:52.279	29.771	39.870	42.638	235.2	10:35:29.202
17		1:42.095	29.450	39.460	33.185	239.4	10:34:46.041	17		1:43.242	29.658	39.698	33.886	237.3	10:37:12.444
18		1:42.390	29.435	39.512	33.443	240.0	10:36:28.431	18		1:49.565	29.737	41.614	38.214	236.3	10:39:02.009
19		1:59.247	31.194	47.449	40.604	241.6	10:38:27.678	19		1:43.193	29.746	39.747	33.700	235.8	10:40:45.202
20		1:42.606	29.486	39.660	33.460	239.4	10:40:10.284	20			29.703	39.862		237.3	
21			30.177	39.926		225.9									

2 Logan Sargeant							4 Victor Martins								
R							R-ACE GP								
Lap	D	Time	Sector 1	Sector 2	Sector 3	T. Spd	Elapsed	Lap	D	Time	Sector 1	Sector 2	Sector 3	T. Spd	Elapsed
1		9:52:02.744	9:50:41.823	45.063	35.858	171.9	9:52:02.744	1		9:52:07.110	9:50:43.978	46.454	36.678	172.8	9:52:07.110
2		1:52.704	33.531	41.667	37.506	224.0	9:53:55.448	2		1:54.005	32.426	41.767	39.812	223.1	9:54:01.115
3		1:44.176	30.166	40.300	33.710	237.3	9:55:39.624	3		1:44.331	30.403	40.088	33.840	234.7	9:55:45.446
4		1:43.653	29.919	40.033	33.701	236.8	9:57:23.277	4		1:43.832	29.932	40.032	33.868	237.3	9:57:29.278
5		1:46.756	32.299	40.558	33.899	235.2	9:59:10.033	5		1:44.120	29.938	40.165	34.017	237.3	9:59:13.398
6		1:44.973	29.846	40.623	34.504	237.3	10:00:55.006	6		1:49.183	29.995	42.617	36.571	236.8	10:01:02.581
7		1:44.018	29.798	40.186	34.034	236.8	10:02:39.024	7		1:47.525	30.119	43.012	34.394	237.3	10:02:50.106
8		1:44.165	29.844	40.218	34.103	236.8	10:04:23.189	8		1:44.156	30.071	40.154	33.931	234.2	10:04:34.262
9		1:49.147 P	29.848	40.255	39.044	236.3	10:06:12.336	9		1:50.840 P	30.041	40.973	39.826	235.2	10:06:25.102
10		6:26.018	5:06.003	44.334	35.681	179.7	10:12:38.354	10		6:38.361	5:17.637	42.934	37.790	179.1	10:13:03.463
11		1:44.001	29.979	40.226	33.796	236.3	10:14:22.355	11		1:44.451	30.198	40.375	33.878	234.2	10:14:47.914
12		1:43.765	29.757	40.165	33.843	237.8	10:16:06.120	12		1:44.399	30.084	40.172	34.143	234.7	10:16:32.313
13		1:47.921	30.109	41.894	35.918	236.3	10:17:54.041	13		1:52.187 P	30.589	41.933	39.665	236.3	10:18:24.500
14		1:48.768 P	30.222	40.164	38.382	236.8	10:19:42.809	14		12:45.921	11:21.396	48.518	36.007	165.8	10:31:10.421
15		11:00.385	9:37.861	46.107	36.417	162.4	10:30:43.194	15		1:46.345	30.719	41.411	34.215	227.8	10:32:56.766
16		1:47.790	31.466	41.912	34.412	234.2	10:32:30.984	16		1:44.071	30.228	40.058	33.785	236.3	10:34:40.837
17		1:42.490	29.524	39.548	33.418	238.9	10:34:13.474	17		1:42.543	29.514	39.613	33.416	236.3	10:36:23.380
18		1:46.200	31.331	40.843	34.026	236.3	10:35:59.674	18		1:43.593	29.705	39.924	33.964	236.8	10:38:06.973
19		1:42.978	29.606	39.845	33.527	237.8	10:37:42.652	19		1:47.422	29.682	40.039	37.701	236.8	10:39:54.395
20		2:03.822	34.227	48.929	40.666	235.2	10:39:46.474	20			29.739	39.725		236.3	
21			29.726	39.832		236.3									





Circuit de Barcelona
 Formula Renault Eurocup
 Collective test 1
 Lap Analysis



11

Clément Novalak

R

JOSEF KAUFMANN RACING

Lap	D	Time	Sector 1	Sector 2	Sector 3	T. Spd	Elapsed
1		9:53:57.273	9:52:37.020	42.552	37.701	161.4	9:53:57.273
2		1:44.693	30.294	40.273	34.126	238.4	9:55:41.966
3		1:44.738	30.069	40.585	34.084	238.9	9:57:26.704
4		1:44.517	29.962	40.409	34.146	238.9	9:59:11.221
5		1:44.391	29.884	40.387	34.120	240.0	10:00:55.612
6		1:45.921	31.061	40.470	34.390	238.4	10:02:41.533
7		1:44.475	30.060	40.378	34.037	237.8	10:04:26.008
8		1:44.611	30.025	40.382	34.204	238.9	10:06:10.619
9		1:44.953	30.291	40.408	34.254	237.3	10:07:55.572
10		1:44.462	30.079	40.276	34.107	238.4	10:09:40.034
11		1:44.763	30.073	40.524	34.166	238.9	10:11:24.797
12		1:44.519	29.961	40.358	34.200	239.4	10:13:09.316
13		1:53.873 P	30.411	43.143	40.319	237.8	10:15:03.189
14		16:20.968	15:01.918	42.684	36.366	176.4	10:31:24.157
15		1:45.459	30.465	39.827	35.167	237.8	10:33:09.616
16		1:43.785	29.974	39.999	33.812	238.9	10:34:53.401
17		1:43.177	29.678	39.898	33.601	240.5	10:36:36.578
18		1:43.268	29.759	39.843	33.666	240.0	10:38:19.846
19		1:43.211	29.671	39.781	33.759	240.0	10:40:03.057
20			31.563	40.830		240.0	

16

Yifei Ye

JOSEF KAUFMANN RACING

Lap	D	Time	Sector 1	Sector 2	Sector 3	T. Spd	Elapsed
1		9:53:47.902	9:52:28.492	44.208	35.202	161.6	9:53:47.902
2		1:44.368	30.170	40.331	33.867	237.3	9:55:32.270
3		1:43.869	29.777	40.283	33.809	238.9	9:57:16.139
4		1:44.679	29.794	40.350	34.535	240.0	9:59:00.818
5		1:58.952	29.816	40.285	48.851	240.5	10:00:59.770
6		1:43.982	29.920	40.138	33.924	240.5	10:02:43.752
7		1:44.476	29.900	40.262	34.314	240.0	10:04:28.228
8		1:49.173 P	29.792	40.179	39.202	240.0	10:06:17.401
9		5:17.178	3:59.047	42.618	35.513	176.1	10:11:34.579
10		1:44.831	29.758	40.031	35.042	238.9	10:13:19.410
11		1:42.948	29.629	39.877	33.442	239.4	10:15:02.358
12		1:43.561	29.560	40.504	33.497	241.0	10:16:45.919
13		1:43.776	29.520	39.998	34.258	241.6	10:18:29.695
14		1:50.077 P	30.222	40.826	39.029	240.0	10:20:19.772
15		11:01.869	9:41.314	42.967	37.588	158.3	10:31:21.641
16		1:45.516	30.091	40.559	34.866	237.8	10:33:07.157
17		1:43.730	29.396	40.788	33.546	241.0	10:34:50.887
18		1:42.724	29.411	39.773	33.540	241.0	10:36:33.611
19		1:42.606	29.479	39.678	33.449	241.0	10:38:16.217
20		1:42.690	29.496	39.700	33.494	241.6	10:39:58.907
21		1:47.651	31.804	41.559	34.288	240.5	10:41:46.558
22			32.215	42.090		201.1	

21

Neil Verhagen

TECH 1 RACING

Lap	D	Time	Sector 1	Sector 2	Sector 3	T. Spd	Elapsed
1		9:52:39.124	9:51:18.136	44.516	36.472	176.1	9:52:39.124
2		1:52.137	32.716	42.673	36.748	229.2	9:54:31.261
3		1:45.823	30.389	40.751	34.683	235.8	9:56:17.084
4		1:45.401	30.524	40.610	34.267	235.2	9:58:02.485
5		1:45.119	30.207	40.874	34.038	237.3	9:59:47.604
6		1:48.206 P	30.294	40.355	37.557	236.8	10:01:35.810
7		5:29.446	4:06.824	46.463	36.159	177.0	10:07:05.256
8		1:50.249	32.306	43.055	34.888	228.8	10:08:55.505
9		1:44.245	30.217	40.209	33.819	233.7	10:10:39.750
10		1:44.218	29.925	40.515	33.778	236.3	10:12:23.968
11		1:43.682	29.925	40.006	33.751	236.3	10:14:07.650
12		2:03.654	32.348	54.539	36.767	216.0	10:16:11.304
13		1:44.308	30.149	40.276	33.883	235.2	10:17:55.612
14		1:47.837 P	29.844	40.347	37.646	237.8	10:19:43.449
15		10:30.942	9:04.769	49.026	37.147	169.0	10:30:14.391
16		1:48.359	32.279	41.558	34.522	230.2	10:32:02.750
17		1:43.974	29.980	40.224	33.770	237.8	10:33:46.724
18		1:43.678	30.036	40.139	33.503	236.8	10:35:30.402
19		1:51.617	29.764	44.384	37.469	240.0	10:37:22.019
20		1:46.819	32.258	40.633	33.928	219.9	10:39:08.838
21			29.721	40.314		236.3	

22

Alexander Smolyar

R

TECH 1 RACING

Lap	D	Time	Sector 1	Sector 2	Sector 3	T. Spd	Elapsed
1		9:52:48.593	9:51:26.908	45.094	36.591	149.5	9:52:48.593
2		1:54.345	32.479	41.941	39.925	199.6	9:54:42.938
3		1:45.908	30.453	40.645	34.810	235.8	9:56:28.846
4		1:44.745	30.157	40.499	34.089	239.4	9:58:13.591
5		1:44.612	30.146	40.412	34.054	236.8	9:59:58.203
6		1:48.560 P	30.160	40.346	38.054	237.8	10:01:46.763
7		5:05.405	3:45.675	44.099	35.631	167.1	10:06:52.168
8		1:48.709	32.359	41.520	34.830	210.9	10:08:40.877
9		1:44.380	30.123	40.419	33.838	236.3	10:10:25.257
10		1:44.113	30.012	40.219	33.882	237.3	10:12:09.370
11		1:45.395	30.434	40.182	34.779	237.8	10:13:54.765
12		1:51.439	32.817	43.776	34.846	238.4	10:15:46.204
13		1:44.281	30.056	40.231	33.994	237.3	10:17:30.485
14		1:49.570 P	30.036	40.307	39.227	237.8	10:19:20.055
15		10:59.384	9:38.553	45.078	35.753	152.9	10:30:19.439
16		1:51.267	31.069	41.742	38.456	235.8	10:32:10.706
17		1:43.759	29.820	40.259	33.680	240.5	10:33:54.465
18		1:43.061	29.737	39.828	33.496	239.4	10:35:37.526
19		1:44.318	29.698	40.637	33.983	240.5	10:37:21.844
20		1:53.989	31.793	44.522	37.674	241.0	10:39:15.833
21		1:43.298	29.764	39.957	33.577	238.4	10:40:59.131
22			29.790	40.599		239.4	

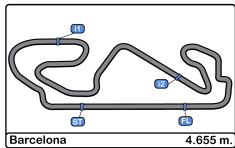
23

Thomas Neubauer

TECH 1 RACING

Lap	D	Time	Sector 1	Sector 2	Sector 3	T. Spd	Elapsed
1		9:52:50.372	9:51:30.485	44.083	35.804	174.7	9:52:50.372
2		2:03.817 P	32.070		2:39.621	200.0	9:54:54.189





Circuit de Barcelona
 Formula Renault Eurocup
 Collective test 1
 Lap Analysis



24

Frank Bird

32

Alex Peroni

TECH 1 RACING

MP MOTORSPORT

Lap	D	Time	Sector 1	Sector 2	Sector 3	T. Spd	Elapsed	Lap	D	Time	Sector 1	Sector 2	Sector 3	T. Spd	Elapsed
1		9:52:55.494	9:51:35.170	44.108	36.216	174.4	9:52:55.494	1		9:52:17.193	9:50:58.206	43.000	35.987	176.7	9:52:17.193
2		1:58.962	32.092	43.574	43.296	217.3	9:54:54.456	2		1:54.469	31.378	42.456	40.635	230.7	9:54:11.662
3		1:45.802	30.629	40.636	34.537	233.2	9:56:40.258	3		1:44.974	30.291	40.667	34.016	236.3	9:55:56.636
4		1:44.778	30.083	40.497	34.198	236.3	9:58:25.036	4		1:44.460	30.188	40.436	33.836	238.9	9:57:41.096
5		1:45.622	30.042	41.245	34.335	235.2	10:00:10.658	5		1:44.438	30.071	40.419	33.948	237.8	9:59:25.534
6		1:49.274 P	30.219	40.625	38.430	236.3	10:01:59.932	6		1:44.592	30.059	40.275	34.258	236.8	10:01:10.126
7		6:23.335	5:02.658	42.380	38.297	176.1	10:08:23.267	7		1:44.612	30.134	40.498	33.980	238.9	10:02:54.738
8		1:46.104	30.955	41.057	34.092	225.9	10:10:09.371	8		1:53.093 P	34.462	40.687	37.944	237.3	10:04:47.831
9		1:44.229	30.019	40.231	33.979	234.7	10:11:53.600	9		7:39.595	6:20.047	44.415	35.133	180.6	10:12:27.426
10		1:44.907	30.109	40.740	34.058	236.3	10:13:38.507	10		1:44.695	30.431	40.333	33.931	236.8	10:14:12.121
11		1:44.617	30.119	40.412	34.086	235.8	10:15:23.124	11		1:44.588	30.142	40.549	33.897	237.3	10:15:56.709
12		1:53.148	30.112	46.926	36.110	237.3	10:17:16.272	12		1:59.456 P	34.840	44.298	40.318	237.8	10:17:56.165
13		1:44.344	30.157	40.191	33.996	236.3	10:19:00.616	13		11:42.338	10:23.925	43.276	35.137	170.0	10:29:38.503
14		1:48.837 P	30.032	40.331	38.474	236.3	10:20:49.453	14		1:49.130	30.087	40.625	38.418	237.3	10:31:27.633
15		9:41.209	8:22.879	43.154	35.176	174.4	10:30:30.662	15		1:43.412	29.913	39.750	33.749	238.4	10:33:11.045
16		1:52.564	31.933	40.846	39.785	218.6	10:32:23.226	16		1:44.958	30.350	40.767	33.841	236.3	10:34:56.003
17		1:43.251	29.823	39.876	33.552	237.3	10:34:06.477	17		1:43.432	29.766	39.967	33.699	236.8	10:36:39.435
18		1:43.418	29.730	39.807	33.881	237.3	10:35:49.895	18		1:43.644	29.872	40.002	33.770	236.3	10:38:23.079
19		1:50.900	29.725	40.040	41.135	238.9	10:37:40.795	19			30.518	44.126		235.8	
20		2:10.174	29.750	57.627	42.797	236.3	10:39:50.969								
21		1:43.625	29.882	39.991	33.752	236.8	10:41:34.594								
22			30.520	41.595		237.3									

31

Christian Lundgaard

R

MP MOTORSPORT

Lap	D	Time	Sector 1	Sector 2	Sector 3	T. Spd	Elapsed
1		9:53:31.909 P	9:52:09.155	43.156	39.598	175.0	9:53:31.909
2		2:30.274	1:13.470	40.724	36.080	171.1	9:56:02.183
3		1:44.354	29.983	40.283	34.088	236.8	9:57:46.537
4		1:44.218	29.870	40.537	33.811	235.2	9:59:30.755
5		1:43.641	29.864	40.026	33.751	236.3	10:01:14.396
6		1:43.720	29.886	40.043	33.791	236.8	10:02:58.116
7		1:44.030	29.884	40.203	33.943	237.3	10:04:42.146
8		1:53.312	29.927	40.171	43.214	232.7	10:06:35.458
9		1:49.194 P	30.922	40.370	37.902	235.2	10:08:24.652
10		5:54.648	4:39.968	40.750	33.930	180.0	10:14:19.300
11		1:43.593	29.912	40.049	33.632	236.8	10:16:02.893
12		1:49.948	29.876	40.187	39.885	234.2	10:17:52.841
13		1:50.446	34.105	42.016	34.325	196.3	10:19:43.287
14		1:47.977 P	29.858	40.174	37.945	235.2	10:21:31.264
15		10:06.475	8:42.446	44.475	39.554	172.5	10:31:37.739
16		1:47.344	30.832	40.811	35.701	238.4	10:33:25.083
17		1:42.645	29.542	39.726	33.377	235.2	10:35:07.728
18		1:42.616	29.540	39.612	33.464	236.8	10:36:50.344
19		1:43.466	29.595	40.085	33.786	237.8	10:38:33.810
20			29.569	40.450		236.8	

33

Freek Schothorst

R

MP MOTORSPORT

Lap	D	Time	Sector 1	Sector 2	Sector 3	T. Spd	Elapsed
1		9:52:13.359	9:50:54.744	42.791	35.824	172.2	9:52:13.359
2		1:54.269	31.055	41.898	41.316	233.2	9:54:07.628
3		1:45.128	30.166	40.322	34.640	236.8	9:55:52.756
4		1:44.543	30.045	40.364	34.134	238.4	9:57:37.299
5		1:50.158	32.930	42.889	34.339	237.8	9:59:27.457
6		1:44.474	30.073	40.397	34.004	238.4	10:01:11.931
7		1:44.578	30.006	40.220	34.352	238.4	10:02:56.509
8		1:45.003	30.082	40.369	34.552	237.3	10:04:41.512
9		1:52.063 P	31.992	40.528	39.543	203.0	10:06:33.575
10		8:53.049	7:37.557	40.788	34.704	174.1	10:15:26.624
11		1:45.496	30.354	40.788	34.354	236.8	10:17:12.120
12		1:45.334	30.155	40.699	34.480	237.3	10:18:57.454
13		1:44.509	29.967	40.397	34.145	236.3	10:20:41.963
14		1:52.896 P	30.301	40.466	42.129	238.4	10:22:34.859
15		7:14.480	5:57.174	42.370	34.936	170.8	10:29:49.339
16		1:46.262	30.415	40.459	35.388	234.7	10:31:35.601
17		1:43.317	29.797	39.653	33.867	237.8	10:33:18.918
18		1:46.939	30.522	42.041	34.376	237.3	10:35:05.857
19		1:43.331	29.680	39.815	33.836	235.8	10:36:49.188
20		1:48.035	29.801	43.035	35.199	237.3	10:38:37.223
21		1:43.283	29.783	39.912	33.588	236.3	10:40:20.506
22			31.408	41.969		212.5	





Circuit de Barcelona
 Formula Renault Eurocup
 Collective test 1
 Lap Analysis

**FORMULA
 RENAULT**
 EURO CUP

41

Oscar Piastrì

R

ARDEN

Lap	D	Time	Sector 1	Sector 2	Sector 3	T. Spd	Elapsed
1		9:52:32.618	9:51:12.600	44.319	35.699	169.8	9:52:32.618
2		1:50.367	30.760	41.616	37.991	227.8	9:54:22.985
3		1:44.910	30.320	40.406	34.184	237.3	9:56:07.895
4		1:52.468	29.885	41.588	40.995	239.4	9:58:00.363
5		1:44.206	29.802	40.289	34.115	238.9	9:59:44.569
6		1:45.614	30.305	40.807	34.502	240.0	10:01:30.183
7		1:49.398 P	29.891	40.230	39.277	238.9	10:03:19.581
8		6:17.812	5:00.683	42.731	34.398	176.4	10:09:37.393
9		1:44.517	30.357	40.235	33.925	227.8	10:11:21.910
10		1:43.896	29.802	40.104	33.990	238.4	10:13:05.806
11		1:54.613	36.567	43.657	34.389	239.4	10:15:00.419
12		1:52.723	30.041	46.348	36.334	237.3	10:16:53.142
13		1:44.067	29.849	40.101	34.117	238.9	10:18:37.209
14		1:56.671 P	30.023	48.022	38.626	238.9	10:20:33.880
15		12:25.224	11:07.796	42.965	34.463	156.2	10:32:59.104
16		1:44.521	30.311	40.259	33.951	228.3	10:34:43.625
17		1:42.989	29.596	39.829	33.564	239.4	10:36:26.614
18		1:43.269	29.518	40.104	33.647	241.6	10:38:09.883
19		1:53.314 P	29.731	43.269	40.314	240.0	10:40:03.197

42

Nikita Volegov

R

ARDEN

Lap	D	Time	Sector 1	Sector 2	Sector 3	T. Spd	Elapsed
1		9:52:41.293	9:51:19.509	43.805	37.979	174.4	9:52:41.293
2		1:55.407	32.148	46.335	36.924	228.3	9:54:36.700
3		1:46.143	30.622	41.095	34.426	236.3	9:56:22.843
4		1:45.049	30.144	40.725	34.180	237.3	9:58:07.892
5		1:44.585	30.055	40.480	34.050	238.4	9:59:52.477
6		1:49.414	32.483	41.345	35.586	239.4	10:01:41.891
7		1:51.972 P	30.208	40.671	41.093	238.4	10:03:33.863
8		6:22.341	4:56.768	43.079	42.494	176.1	10:09:56.204
9		1:45.363	30.541	40.632	34.190	230.7	10:11:41.567
10		1:44.723	30.048	40.572	34.103	238.4	10:13:26.290
11		1:44.894	30.119	40.696	34.079	239.4	10:15:11.184
12		1:45.560	30.084	41.028	34.448	238.4	10:16:56.744
13		1:44.666	30.022	40.594	34.050	238.9	10:18:41.410
14		1:44.559	30.049	40.515	33.995	238.4	10:20:25.969
15		1:52.050 P	30.051	42.740	39.259	240.0	10:22:18.019
16		8:05.839	6:47.589	43.205	35.045	171.7	10:30:23.858
17		1:50.715	30.620	42.407	37.688	235.2	10:32:14.573
18		1:46.223	29.984	41.061	35.178	239.4	10:34:00.796
19		1:43.639	29.883	40.192	33.564	238.4	10:35:44.435
20		1:43.826	29.846	40.272	33.708	241.6	10:37:28.261
21		1:54.430	34.112	44.483	35.835	239.4	10:39:22.691
22		1:43.729	29.837	40.040	33.852	239.4	10:41:06.420
23			33.600	47.004		233.7	

43

Sami Taoufik

R

ARDEN

Lap	D	Time	Sector 1	Sector 2	Sector 3	T. Spd	Elapsed
1		9:52:42.395	9:51:23.971	43.136	35.288	174.1	9:52:42.395
2		1:50.504	31.386	42.252	36.866	229.2	9:54:32.899
3		1:46.691	30.941	41.286	34.464	237.3	9:56:19.590
4		1:45.598	30.533	40.852	34.213	237.8	9:58:05.188
5		1:45.714	30.165	41.224	34.325	239.4	9:59:50.902
6		1:45.241	30.181	40.693	34.367	238.9	10:01:36.143
7		1:57.144 P	31.320	42.702	43.122	238.9	10:03:33.287
8		5:26.128	4:09.893	41.926	34.309	167.7	10:08:59.415
9		1:45.051	30.243	40.628	34.180	237.3	10:10:44.466
10		1:45.070	30.344	40.575	34.151	239.4	10:12:29.536
11		1:44.621	30.057	40.633	33.931	239.4	10:14:14.157
12		1:44.753	30.093	40.451	34.209	239.4	10:15:58.910
13		1:45.396	30.712	40.513	34.171	240.5	10:17:44.306
14		1:56.612 P	30.210	42.067	44.335	238.9	10:19:40.918
15		10:14.417	8:58.014	42.151	34.252	173.3	10:29:55.335
16		1:46.241	30.938	41.221	34.082	231.2	10:31:41.576
17		1:46.797	30.110	42.497	34.190	239.4	10:33:28.373
18		1:44.501	30.145	40.383	33.973	237.8	10:35:12.874
19		1:43.874	29.850	40.082	33.942	240.5	10:36:56.748
20		1:44.832	29.867	40.704	34.261	240.0	10:38:41.580
21		1:44.080	29.874	40.441	33.765	239.4	10:40:25.660
22			32.726	41.481		240.5	

51

Axel Matus

AVF BY ADRIAN VALLES

Lap	D	Time	Sector 1	Sector 2	Sector 3	T. Spd	Elapsed
1		9:55:55.736	9:54:32.210	46.813	36.713	158.3	9:55:55.736
2		1:55.200	33.396	46.307	35.497	190.1	9:57:50.936
3		1:46.115	30.523	41.065	34.527	235.2	9:59:37.051
4		1:45.868	30.336	41.011	34.521	235.8	10:01:22.919
5		1:45.625	30.370	40.798	34.457	235.2	10:03:08.544
6		2:02.104 P	31.171	46.407	44.526	233.7	10:05:10.648
7		4:39.570	3:24.261	40.966	34.343	179.4	10:09:50.218
8		1:45.160	30.279	40.593	34.288	234.7	10:11:35.378
9		1:48.222	31.218	42.531	34.473	238.4	10:13:23.600
10		1:44.763	30.079	40.574	34.110	236.3	10:15:08.363
11		1:54.302 P	30.188	45.094	39.020	235.8	10:17:02.665
12		15:03.476	13:36.388	49.855	37.233	135.5	10:32:06.141
13		1:50.324	31.744	43.620	34.960	233.7	10:33:56.465
14		1:44.807	30.221	40.752	33.834	237.3	10:35:41.272
15		1:44.077	29.888	40.334	33.855	237.3	10:37:25.349
16		1:47.244	29.918	40.311	37.015	237.8	10:39:12.593
17		1:43.744	29.759	40.211	33.774	237.3	10:40:56.337
18			30.338	42.366		237.8	





Circuit de Barcelona
 Formula Renault Eurocup
 Collective test 1
 Lap Analysis

**FORMULA
 RENAULT**
 EURO CUP

53

Eliseo Martinez

R

AVF BY ADRIAN VALLES

Lap	D	Time	Sector 1	Sector 2	Sector 3	T. Spd	Elapsed
1		9:56:27.542	9:55:01.978	49.229	36.335	157.4	9:56:27.542
2		1:49.820	32.328	42.372	35.120	235.2	9:58:17.362
3		1:45.021	30.269	40.642	34.110	236.3	10:00:02.383
4		1:44.389	30.087	40.241	34.061	237.3	10:01:46.772
5		1:46.270	30.084	41.609	34.577	237.8	10:03:33.042
6		1:45.123	30.169	40.238	34.716	236.8	10:05:18.165
7		1:58.663 P	30.624	46.442	41.597	237.3	10:07:16.828
8		4:02.434	2:45.697	41.651	35.086	174.1	10:11:19.262
9		1:45.177	30.148	40.401	34.628	236.8	10:13:04.439
10		1:46.827	30.095	41.702	35.030	237.3	10:14:51.266
11		1:44.161	29.986	40.218	33.957	235.8	10:16:35.427
12		1:51.718 P	29.986	40.371	41.361	234.2	10:18:27.145
13		12:21.022	11:02.759	43.032	35.231	157.6	10:30:48.167
14		1:46.134	30.314	40.788	35.032	234.7	10:32:34.301
15		1:43.064	29.624	39.873	33.567	236.3	10:34:17.365
16		1:43.315	29.696	39.878	33.741	234.7	10:36:00.680
17		1:48.498	32.378	41.686	34.434	221.7	10:37:49.178
18		1:54.341 P	29.722	39.910	44.709	234.7	10:39:43.519

54

Christian Munoz

R

AVF BY ADRIAN VALLES

Lap	D	Time	Sector 1	Sector 2	Sector 3	T. Spd	Elapsed
1		9:56:30.319	9:55:09.175	43.562	37.582	136.1	9:56:30.319
2		1:47.578	30.732	41.498	35.348	235.2	9:58:17.897
3		1:46.854	30.517	41.871	34.466	237.3	10:00:04.751
4		1:45.553	30.354	40.932	34.267	236.3	10:01:50.304
5		1:45.405	30.283	40.719	34.403	236.3	10:03:35.709
6		1:45.659	30.403	40.910	34.346	236.8	10:05:21.368
7		1:51.035 P	30.287	40.787	39.961	237.8	10:07:12.403
8		4:49.104	3:33.171	41.124	34.809	179.4	10:12:01.507
9		1:45.531	30.359	40.905	34.267	235.2	10:13:47.038
10		1:45.581	30.403	40.833	34.345	235.8	10:15:32.619
11		1:45.248	30.259	40.798	34.191	237.8	10:17:17.867
12		1:51.198 P	30.380	41.132	39.686	237.8	10:19:09.065
13		11:45.126	10:27.126	43.462	34.538	156.2	10:30:54.191
14		1:44.568	30.116	40.363	34.089	237.3	10:32:38.759
15		1:43.843	29.793	40.281	33.769	237.8	10:34:22.602
16		1:45.159	29.881	40.414	34.864	237.8	10:36:07.761
17		1:43.933	29.916	40.135	33.882	236.8	10:37:51.694
18		2:02.155 P	29.881	41.519	50.755	237.3	10:39:53.849

61

Lorenzo Colombo

R

JD MOTORSPORT

Lap	D	Time	Sector 1	Sector 2	Sector 3	T. Spd	Elapsed
1		9:52:25.012	9:51:07.035	42.975	35.002	165.1	9:52:25.012
2		1:48.847	30.668	40.688	37.491	235.2	9:54:13.859
3		1:49.775	30.837	40.546	38.392	236.8	9:56:03.634
4		1:43.696	29.843	39.983	33.870	235.8	9:57:47.330
5		1:48.318	32.804	40.984	34.530	235.8	9:59:35.648
6		1:43.692	29.835	39.827	34.030	237.8	10:01:19.340
7		1:48.421	29.974	40.890	37.557	235.8	10:03:07.761
8		1:50.577 P	29.938	40.093	40.546	237.3	10:04:58.338
9		5:03.208	3:45.462	42.235	35.511	177.9	10:10:01.546
10		1:43.887	29.890	40.077	33.920	237.3	10:11:45.433
11		1:43.679	29.825	39.988	33.866	236.8	10:13:29.112
12		1:49.669	29.817	40.237	39.615	236.8	10:15:18.781
13		1:43.783	29.911	39.923	33.949	237.8	10:17:02.564
14		1:54.251 P	31.608	41.567	41.076	236.8	10:18:56.815
15		10:22.892	8:58.881	46.472	37.539	145.9	10:29:19.707
16		1:46.274	31.011	41.030	34.233	235.8	10:31:05.981
17		1:43.365	29.811	39.768	33.786	235.8	10:32:49.346
18		1:42.541	29.527	39.482	33.532	236.3	10:34:31.887
19		1:45.156	29.437	39.632	36.087	237.8	10:36:17.043
20		1:42.369	29.564	39.465	33.340	236.8	10:37:59.412
21		1:49.164	29.519	44.646	34.999	235.2	10:39:48.576
22			29.774	39.789		237.8	

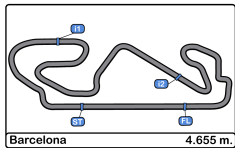
62

Thomas Maxwell

JD MOTORSPORT

Lap	D	Time	Sector 1	Sector 2	Sector 3	T. Spd	Elapsed
1		9:52:23.135	9:51:04.296	43.805	35.034	166.4	9:52:23.135
2		1:50.385	30.760	41.522	38.103	232.7	9:54:13.520
3		1:45.374	30.246	40.878	34.250	236.8	9:55:58.894
4		1:44.852	30.081	40.801	33.970	238.4	9:57:43.746
5		1:44.624	29.969	40.517	34.138	237.3	9:59:28.370
6		1:52.059 P	29.916	42.750	39.393	239.4	10:01:20.429
7		4:53.554	3:31.308	45.976	36.270	165.1	10:06:13.983
8		1:45.014	30.700	40.580	33.734	233.7	10:07:58.997
9		1:43.525	29.779	40.234	33.512	238.4	10:09:42.522
10		1:44.779	29.983	40.407	34.389	238.9	10:11:27.301
11		1:43.876	29.828	40.269	33.779	239.4	10:13:11.177
12		1:44.037	29.827	40.401	33.809	238.4	10:14:55.214
13		1:45.221	30.053	40.460	34.708	237.8	10:16:40.435
14		1:48.811 P	30.010	40.412	38.389	238.4	10:18:29.246
15		13:46.664	12:25.270	44.336	37.058	149.7	10:32:15.910
16		1:47.127	30.748	41.390	34.989	233.7	10:34:03.037
17		1:43.581	29.724	40.190	33.667	240.0	10:35:46.618
18		1:43.278	29.519	40.164	33.595	240.5	10:37:29.896
19		1:48.048	30.553	41.913	35.582	240.0	10:39:17.944
20		1:43.624	29.804	40.112	33.708	240.0	10:41:01.568
21			29.749	40.618		240.5	





Circuit de Barcelona
 Formula Renault Eurocup
 Collective test 1
 Lap Analysis

FORMULA
RENAULT
 EURO CUP

63

Najiy Razak

85

Raúl Guzman

JD MOTORSPORT

FORTEC MOTORSPORTS

Lap D	Time	Sector 1	Sector 2	Sector 3	T. Spd	Elapsed	Lap D	Time	Sector 1	Sector 2	Sector 3	T. Spd	Elapsed
1	9:52:30.498	9:51:10.918	44.043	35.537	172.2	9:52:30.498	1	9:53:04.955	9:51:44.989	44.657	35.309	160.4	9:53:04.955
2	1:47.016	30.637	41.520	34.859	236.3	9:54:17.514	2	1:45.560	30.512	40.761	34.287	236.8	9:54:50.515
3	1:48.860	30.358	41.255	37.247	237.8	9:56:06.374	3	1:44.510	30.078	40.400	34.032	237.3	9:56:35.025
4	1:45.349	30.313	40.924	34.112	236.8	9:57:51.723	4	1:44.586	30.025	40.463	34.098	237.3	9:58:19.611
5	1:48.691	30.258	41.078	37.355	236.8	9:59:40.414	5	1:44.453	29.990	40.274	34.189	237.8	10:00:04.064
6	1:45.400	30.208	40.643	34.549	237.8	10:01:25.814	6	1:44.845	30.101	40.410	34.334	235.8	10:01:48.909
7	1:44.986	30.099	40.690	34.197	236.3	10:03:10.800	7	1:51.575 P	30.028	40.395	41.152	235.8	10:03:40.484
8	1:45.012	30.145	40.715	34.152	236.8	10:04:55.812	8	5:45.279	4:28.984	41.754	34.541	179.4	10:09:25.763
9	1:50.630 P	30.074	40.649	39.907	237.8	10:06:46.442	9	1:44.219	30.043	40.202	33.974	237.3	10:11:09.982
10	8:06.107	6:41.397	48.495	36.215	127.8	10:14:52.549	10	1:50.437	31.230	43.452	35.755	235.2	10:13:00.419
11	1:49.075	30.339	40.483	38.253	235.8	10:16:41.624	11	1:44.707	30.149	40.467	34.091	237.3	10:14:45.126
12	1:50.193	29.947	42.342	37.904	235.2	10:18:31.817	12	1:49.404 P	30.246	40.467	38.691	237.3	10:16:34.530
13	1:44.213	29.951	40.310	33.952	237.3	10:20:16.030	13	15:16.081	13:53.757	45.424	36.900	170.6	10:31:50.611
14	1:51.422	30.783	44.561	36.078	237.3	10:22:07.452	14	1:49.757	32.066	42.754	34.937	233.2	10:33:40.368
15	1:44.113	30.053	40.123	33.937	236.8	10:23:51.565	15	1:43.165	29.772	39.820	33.573	234.7	10:35:23.533
16	1:44.198	29.996	40.237	33.965	235.2	10:25:35.763	16	1:55.993	29.718	42.679	43.596	235.2	10:37:19.526
17	1:56.086	31.843	47.922	36.321	238.4	10:27:31.849	17	1:45.364	29.850	39.851	35.663	237.8	10:39:04.890
18	1:55.762 P	30.222	42.052	43.488	237.8	10:29:27.611	18		29.767	40.287		235.2	
19	5:52.239	4:36.329	40.946	34.964	175.3	10:35:19.850							
20	1:44.838	30.177	40.382	34.279	237.3	10:37:04.688							
21	1:52.085	29.954	40.464	41.667	237.3	10:38:56.773							
22	1:44.477	29.963	40.292	34.222	237.3	10:40:41.250							
23		29.952	40.341		236.8								

84

Vladimir Tziortzis

R

FORTEC MOTORSPORTS

Lap D	Time	Sector 1	Sector 2	Sector 3	T. Spd	Elapsed
1	9:53:09.664	9:51:46.164	46.987	36.513	138.9	9:53:09.664
2	1:49.176	32.689	42.043	34.444	208.4	9:54:58.840
3	1:44.931	30.530	40.508	33.893	236.3	9:56:43.771
4	1:44.251	29.966	40.380	33.905	237.3	9:58:28.022
5	1:44.623	30.203	40.591	33.829	237.3	10:00:12.645
6	1:44.562	30.023	40.602	33.937	237.8	10:01:57.207
7	1:44.195	29.959	40.265	33.971	237.8	10:03:41.402
8	1:54.377 P	31.438	40.666	42.273	221.3	10:05:35.779
9	5:17.848	4:01.083	42.331	34.434	172.8	10:10:53.627
10	1:51.472	30.216	46.458	34.798	237.3	10:12:45.099
11	1:44.169	30.051	40.201	33.917	237.3	10:14:29.268
12	1:52.028	31.287	45.283	35.458	237.8	10:16:21.296
13	1:44.602	30.262	40.426	33.914	236.3	10:18:05.898
14	1:46.366	30.085	42.136	34.145	235.8	10:19:52.264
15	1:52.746 P	30.672	40.812	41.262	228.3	10:21:45.010
16	10:31.783	9:03.619	48.629	39.535	148.7	10:32:16.793
17	1:53.275	33.439	45.939	33.897	209.7	10:34:10.068
18	2:02.189 P	31.440	45.665	45.084	236.8	10:36:12.257





Circuit de Barcelona
Formula Renault Eurocup
Collective test 1
Best Sectors Results



Sector - 1				Sector - 2				Sector - 3				Ideal Lap vs Best Lap			
Clas	Nº	Driver	Time	Nº	Driver	Time	Nº	Driver	Time	Clas	Nº	Driver	Ideal Lap	Best Lap	Clas
1	16	Yifei Ye	29.396	1	Max Fewtrell	39.460	1	Max Fewtrell	33.185	1	1	Max Fewtrell	1:42.080	1:42.095	1
2	1	Max Fewtrell	29.435	61	Lorenzo Colombo	39.465	61	Lorenzo Colombo	33.340	2	61	Lorenzo Colombo	1:42.242	1:42.369	2
3	61	Lorenzo Colombo	29.437	2	Logan Sargeant	39.548	31	Christian Lundgaard	33.377	3	2	Logan Sargeant	1:42.490	1:42.490	3
4	4	Victor Martins	29.514	31	Christian Lundgaard	39.612	4	Victor Martins	33.416	4	16	Yifei Ye	1:42.516	1:42.606	5
5	41	Oscar Piastri	29.518	4	Victor Martins	39.613	2	Logan Sargeant	33.418	5	31	Christian Lundgaard	1:42.529	1:42.616	6
6	62	Thomas Maxwell	29.519	33	Freek Schothorst	39.653	16	Yifei Ye	33.442	6	4	Victor Martins	1:42.543	1:42.543	4
7	2	Logan Sargeant	29.524	16	Yifei Ye	39.678	22	Alexander Smolyar	33.496	7	41	Oscar Piastri	1:42.911	1:42.989	7
8	31	Christian Lundgaard	29.540	3	Charles Milesi	39.698	21	Neil Verhagen	33.503	8	33	Freek Schothorst	1:42.921	1:43.283	15
9	53	Eliseo Martinez	29.624	32	Alex Peroni	39.750	62	Thomas Maxwell	33.512	9	22	Alexander Smolyar	1:43.022	1:43.061	8
10	3	Charles Milesi	29.658	11	Clément Novalak	39.781	24	Frank Bird	33.552	10	3	Charles Milesi	1:43.034	1:43.193	12
11	11	Clément Novalak	29.671	24	Frank Bird	39.807	41	Oscar Piastri	33.564	11	11	Clément Novalak	1:43.053	1:43.177	11
12	33	Freek Schothorst	29.680	85	Raúl Guzman	39.820	42	Nikita Volegov	33.564	12	53	Eliseo Martinez	1:43.064	1:43.064	9
13	22	Alexander Smolyar	29.698	22	Alexander Smolyar	39.828	53	Eliseo Martinez	33.567	13	24	Frank Bird	1:43.084	1:43.251	13
14	85	Raúl Guzman	29.718	41	Oscar Piastri	39.829	85	Raúl Guzman	33.573	14	85	Raúl Guzman	1:43.111	1:43.165	10
15	21	Neil Verhagen	29.721	53	Eliseo Martinez	39.873	33	Freek Schothorst	33.588	15	62	Thomas Maxwell	1:43.143	1:43.278	14
16	24	Frank Bird	29.725	21	Neil Verhagen	40.006	11	Clément Novalak	33.601	16	32	Alex Peroni	1:43.215	1:43.412	16
17	51	Axel Matus	29.759	42	Nikita Volegov	40.040	3	Charles Milesi	33.678	17	21	Neil Verhagen	1:43.230	1:43.678	18
18	32	Alex Peroni	29.766	43	Sami Taoufik	40.082	32	Alex Peroni	33.699	18	42	Nikita Volegov	1:43.441	1:43.639	17
19	54	Christian Munoz	29.793	62	Thomas Maxwell	40.112	43	Sami Taoufik	33.765	19	54	Christian Munoz	1:43.697	1:43.843	20
20	42	Nikita Volegov	29.837	63	Najiy Razak	40.123	54	Christian Munoz	33.769	20	43	Sami Taoufik	1:43.697	1:43.874	21
21	43	Sami Taoufik	29.850	54	Christian Munoz	40.135	51	Axel Matus	33.774	21	51	Axel Matus	1:43.744	1:43.744	19
22	63	Najiy Razak	29.947	84	Vladimir Tziortzis	40.201	84	Vladimir Tziortzis	33.829	22	84	Vladimir Tziortzis	1:43.989	1:44.169	23
23	84	Vladimir Tziortzis	29.959	51	Axel Matus	40.211	63	Najiy Razak	33.937	23	63	Najiy Razak	1:44.007	1:44.113	22
24	23	Thomas Neubauer	32.070	23	Thomas Neubauer	44.083	23	Thomas Neubauer	35.804	24	23	Thomas Neubauer	1:51.957	2:03.817	24





Circuit de Barcelona
Formula Renault Eurocup
Collective test 1
Best 5 Lap Times



Cls	Nº	Driver	Nat	Competitor	Nat	Rookie	Cls	Best 1		Best 2		Best 3		Best 4		Best 5	
								Time	Lap	Time	Lap	Time	Lap	Time	Lap	Time	Lap
1	1	Max Fewtrell	GBR	R-ACE GP	FRA			1:42.095	17	1:42.390	18	1:42.606	20	1:43.638	5	1:43.696	12
2	61	Lorenzo Colombo	ITA	JD MOTORSPORT	ITA	R	1	1:42.369	20	1:42.541	18	1:43.365	17	1:43.679	11	1:43.692	6
3	2	Logan Sargeant	USA	R-ACE GP	FRA	R	2	1:42.490	17	1:42.978	19	1:43.653	4	1:43.765	12	1:44.001	11
4	4	Victor Martins	FRA	R-ACE GP	FRA	R	3	1:42.543	17	1:43.593	18	1:43.832	4	1:44.071	16	1:44.120	5
5	16	Yifei Ye	CHN	JOSEF KAUFMANN RACING	GER			1:42.606	19	1:42.690	20	1:42.724	18	1:42.948	11	1:43.561	12
6	31	Christian Lundgaard	DEN	MP MOTORSPORT	NED	R	4	1:42.616	18	1:42.645	17	1:43.466	19	1:43.593	11	1:43.641	5
7	41	Oscar Piastrri	AUS	ARDEN	GBR	R	5	1:42.989	17	1:43.269	18	1:43.896	10	1:44.067	13	1:44.206	5
8	22	Alexander Smolyar	RUS	TECH 1 RACING	FRA	R	6	1:43.061	18	1:43.298	21	1:43.759	17	1:44.113	10	1:44.281	13
9	53	Eliseo Martinez	ESP	AVF BY ADRIAN VALLES	ESP	R	7	1:43.064	15	1:43.315	16	1:44.161	11	1:44.389	4	1:45.021	3
10	85	Raúl Guzman	MEX	FORTEC MOTORSPORTS	GBR			1:43.165	15	1:44.219	9	1:44.453	5	1:44.510	3	1:44.586	4
11	11	Clément Novalak	GBR	JOSEF KAUFMANN RACING	GER	R	8	1:43.177	17	1:43.211	19	1:43.268	18	1:43.785	16	1:44.391	5
12	3	Charles Milesi	FRA	R-ACE GP	FRA	R	9	1:43.193	19	1:43.242	17	1:43.707	5	1:44.057	7	1:44.161	4
13	24	Frank Bird	GBR	TECH 1 RACING	FRA			1:43.251	17	1:43.418	18	1:43.625	21	1:44.229	9	1:44.344	13
14	62	Thomas Maxwell	AUS	JD MOTORSPORT	ITA			1:43.278	18	1:43.525	9	1:43.581	17	1:43.624	20	1:43.876	11
15	33	Freek Schothorst	NED	MP MOTORSPORT	NED	R	10	1:43.283	21	1:43.317	17	1:43.331	19	1:44.474	6	1:44.509	13
16	32	Alex Peroni	AUS	MP MOTORSPORT	NED			1:43.412	15	1:43.432	17	1:43.644	18	1:44.438	5	1:44.460	4
17	42	Nikita Volegov	RUS	ARDEN	GBR	R	11	1:43.639	19	1:43.729	22	1:43.826	20	1:44.559	14	1:44.585	5
18	21	Neil Verhagen	USA	TECH 1 RACING	FRA			1:43.678	18	1:43.682	11	1:43.974	17	1:44.218	10	1:44.245	9
19	51	Axel Matus	MEX	AVF BY ADRIAN VALLES	ESP			1:43.744	17	1:44.077	15	1:44.763	10	1:44.807	14	1:45.160	8
20	54	Christian Munoz	COL	AVF BY ADRIAN VALLES	ESP	R	12	1:43.843	15	1:43.933	17	1:44.568	14	1:45.159	16	1:45.248	11
21	43	Sami Taoufik	MAR	ARDEN	GBR	R	13	1:43.874	19	1:44.080	21	1:44.501	18	1:44.621	11	1:44.753	12
22	63	Najiy Razak	MAS	JD MOTORSPORT	ITA			1:44.113	15	1:44.198	16	1:44.213	13	1:44.477	22	1:44.838	20
23	84	Vladimir Tziortzis	RUS	FORTEC MOTORSPORTS	GBR	R	14	1:44.169	11	1:44.195	7	1:44.251	4	1:44.562	6	1:44.602	13
24	23	Thomas Neubauer	FRA	TECH 1 RACING	FRA			2:03.817	2								





Circuit de Barcelona
Formula Renault Eurocup
Collective test 1
Best 5 Top Speeds



Cls	Nº	Driver	Nat	Competitor	Nat	Rookie	Cls	Top 1		Top 2		Top 3		Top 4		Top 5		Avg
								Km/h	Lap	Km/h	Lap	Km/h	Lap	Km/h	Lap	Km/h	Lap	
1	1	Max Fewtrell	GBR	R-ACE GP	FRA			241.6	19	241.0	14	240.0	4	240.0	6	240.0	13	240.5
2	16	Yifei Ye	CHN	JOSEF KAUFMANN RACING	GER			241.6	13	241.6	20	241.0	12	241.0	17	241.0	18	241.2
3	41	Oscar Piastrì	AUS	ARDEN	GBR	R	1	241.6	18	240.0	6	240.0	19	239.4	4	239.4	11	240.1
4	42	Nikita Volegov	RUS	ARDEN	GBR	R	2	241.6	20	240.0	15	239.4	6	239.4	11	239.4	18	240.0
5	22	Alexander Smolyar	RUS	TECH 1 RACING	FRA	R	3	241.0	20	240.5	17	240.5	19	239.4	4	239.4	18	240.2
6	11	Clément Novalak	GBR	JOSEF KAUFMANN RACING	GER	R	4	240.5	17	240.0	5	240.0	18	240.0	19	240.0	20	240.1
7	43	Sami Taoufik	MAR	ARDEN	GBR	R	5	240.5	13	240.5	19	240.5	22	240.0	20	239.4	5	240.2
8	62	Thomas Maxwell	AUS	JD MOTORSPORT	ITA			240.5	18	240.5	21	240.0	17	240.0	19	240.0	20	240.2
9	21	Neil Verhagen	USA	TECH 1 RACING	FRA			240.0	19	237.8	14	237.8	17	237.3	5	236.8	6	237.9
10	2	Logan Sargeant	USA	R-ACE GP	FRA	R	6	238.9	17	237.8	12	237.8	19	237.3	3	237.3	6	237.8
11	24	Frank Bird	GBR	TECH 1 RACING	FRA			238.9	19	237.3	12	237.3	17	237.3	18	237.3	22	237.6
12	32	Alex Peroni	AUS	MP MOTORSPORT	NED			238.9	4	238.9	7	238.4	15	237.8	5	237.8	12	238.4
13	3	Charles Milesi	FRA	R-ACE GP	FRA	R	7	238.4	7	238.4	13	237.3	8	237.3	12	237.3	17	237.7
14	31	Christian Lundgaard	DEN	MP MOTORSPORT	NED	R	8	238.4	16	237.8	19	237.3	7	236.8	3	236.8	6	237.4
15	33	Freek Schothorst	NED	MP MOTORSPORT	NED	R	9	238.4	4	238.4	6	238.4	7	238.4	14	237.8	5	238.3
16	51	Axel Matus	MEX	AVF BY ADRIAN VALLES	ESP			238.4	9	237.8	16	237.8	18	237.3	14	237.3	15	237.7
17	63	Najiy Razak	MAS	JD MOTORSPORT	ITA			238.4	17	237.8	3	237.8	6	237.8	9	237.8	18	237.9
18	53	Eliseo Martínez	ESP	AVF BY ADRIAN VALLES	ESP	R	10	237.8	5	237.3	4	237.3	7	237.3	10	236.8	6	237.3
19	54	Christian Muñoz	COL	AVF BY ADRIAN VALLES	ESP	R	11	237.8	7	237.8	11	237.8	12	237.8	15	237.8	16	237.8
20	61	Lorenzo Colombo	ITA	JD MOTORSPORT	ITA	R	12	237.8	6	237.8	13	237.8	19	237.8	22	237.3	8	237.7
21	84	Vladimir Tziortzis	RUS	FORTEC MOTORSPORTS	GBR	R	13	237.8	6	237.8	7	237.8	12	237.3	4	237.3	5	237.6
22	85	Raúl Guzmán	MEX	FORTEC MOTORSPORTS	GBR			237.8	5	237.8	17	237.3	3	237.3	4	237.3	9	237.5
23	4	Victor Martins	FRA	R-ACE GP	FRA	R	14	237.3	4	237.3	5	237.3	7	236.8	6	236.8	18	237.1
24	23	Thomas Neubauer	FRA	TECH 1 RACING	FRA			200.0	2	174.7	1							187.3





Circuit de Barcelona
Formula Renault Eurocup
Collective test 1
Fastest Laps Sequence



Lap	Time of Day	Session Time	Nº	Driver	Nat	Competitor	Nat	Rookie	Time	Km/h
2	9:53:50.101	3:50.101	1	Max Fewtrell	GBR	R-ACE GP	FRA		1:47.880	155.3
2	9:54:17.514	4:17.514	63	Najiy Razak	MAS	JD MOTORSPORT	ITA		1:47.016	156.5
2	9:54:50.515	4:50.515	85	Raúl Guzman	MEX	FORTEC MOTORSPORTS	GBR		1:45.560	158.7
2	9:55:32.270	5:32.270	16	Yifei Ye	CHN	JOSEF KAUFMANN RACING	GER		1:44.368	160.5
3	9:55:39.624	5:39.624	2	Logan Sargeant	USA	R-ACE GP	FRA	R	1:44.176	160.8
3	9:57:16.139	7:16.139	16	Yifei Ye	CHN	JOSEF KAUFMANN RACING	GER		1:43.869	161.3
4	9:57:23.277	7:23.277	2	Logan Sargeant	USA	R-ACE GP	FRA	R	1:43.653	161.6
5	9:59:05.090	9:05.090	1	Max Fewtrell	GBR	R-ACE GP	FRA		1:43.638	161.6
9	10:09:42.522	19:42.522	62	Thomas Maxwell	AUS	JD MOTORSPORT	ITA		1:43.525	161.8
11	10:15:02.358	25:02.358	16	Yifei Ye	CHN	JOSEF KAUFMANN RACING	GER		1:42.948	162.7
17	10:34:13.474	44:13.474	2	Logan Sargeant	USA	R-ACE GP	FRA	R	1:42.490	163.5
17	10:34:46.041	44:46.041	1	Max Fewtrell	GBR	R-ACE GP	FRA		1:42.095	164.1



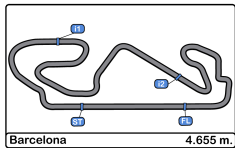


Circuit de Barcelona
Formula Renault Eurocup
Collective test 1
Event Best Maximum Speed

**FORMULA
RENAULT**
EUROCUP

Nº	Driver	Nat	Competitor	Nat	Rookie	Km/h	Session
16	Yifei Ye	CHN	JOSEF KAUFMANN RACING	GER		241.6	Collective test 1
42	Nikita Volegov	RUS	ARDEN	GBR	R	241.6	Collective test 1
41	Oscar Piastri	AUS	ARDEN	GBR	R	241.6	Collective test 1
1	Max Fewtrell	GBR	R-ACE GP	FRA		241.6	Collective test 1
22	Alexander Smolyar	RUS	TECH 1 RACING	FRA	R	241.0	Collective test 1
43	Sami Taoufik	MAR	ARDEN	GBR	R	240.5	Collective test 1
11	Clément Novalak	GBR	JOSEF KAUFMANN RACING	GER	R	240.5	Collective test 1
62	Thomas Maxwell	AUS	JD MOTORSPORT	ITA		240.5	Collective test 1
21	Neil Verhagen	USA	TECH 1 RACING	FRA		240.0	Collective test 1
32	Alex Peroni	AUS	MP MOTORSPORT	NED		238.9	Collective test 1
2	Logan Sargeant	USA	R-ACE GP	FRA	R	238.9	Collective test 1
24	Frank Bird	GBR	TECH 1 RACING	FRA		238.9	Collective test 1
33	Freek Schothorst	NED	MP MOTORSPORT	NED	R	238.4	Collective test 1
3	Charles Milesi	FRA	R-ACE GP	FRA	R	238.4	Collective test 1
51	Axel Matus	MEX	AVF BY ADRIAN VALLES	ESP		238.4	Collective test 1
63	Najiy Razak	MAS	JD MOTORSPORT	ITA		238.4	Collective test 1
31	Christian Lundgaard	DEN	MP MOTORSPORT	NED	R	238.4	Collective test 1
85	Raúl Guzman	MEX	FORTEC MOTORSPORTS	GBR		237.8	Collective test 1
61	Lorenzo Colombo	ITA	JD MOTORSPORT	ITA	R	237.8	Collective test 1
84	Vladimir Tziortzis	RUS	FORTEC MOTORSPORTS	GBR	R	237.8	Collective test 1
53	Eliseo Martinez	ESP	AVF BY ADRIAN VALLES	ESP	R	237.8	Collective test 1
54	Christian Munoz	COL	AVF BY ADRIAN VALLES	ESP	R	237.8	Collective test 1
4	Victor Martins	FRA	R-ACE GP	FRA	R	237.3	Collective test 1
23	Thomas Neubauer	FRA	TECH 1 RACING	FRA		200.0	Collective test 1





Circuit de Barcelona
Formula Renault Eurocup
Collective test 1
Pit Stop Analysis



1 Max Fewtrell R-ACE GP

Nr.	In Day Time	In Time	Out Time	Pit Time	T. Pit Time	Handicap	Penalty
1	10:06:07.314	10:06:07.314	10:10:59.750	4:52.436	4:52.436		
2	10:19:49.128	10:19:49.128	10:29:19.952	9:30.824	14:23.260		

2 Logan Sargeant R R-ACE GP

Nr.	In Day Time	In Time	Out Time	Pit Time	T. Pit Time	Handicap	Penalty
1	10:06:09.859	10:06:09.859	10:10:45.495	4:35.636	4:35.636		
2	10:19:40.340	10:19:40.340	10:28:45.093	9:04.753	13:40.389		

3 Charles Milesi R R-ACE GP

Nr.	In Day Time	In Time	Out Time	Pit Time	T. Pit Time	Handicap	Penalty
1	10:04:40.588	10:04:40.588	10:10:51.640	6:11.052	6:11.052		
2	10:19:47.458	10:19:47.458	10:29:44.784	9:57.326	16:08.378		

4 Victor Martins R R-ACE GP

Nr.	In Day Time	In Time	Out Time	Pit Time	T. Pit Time	Handicap	Penalty
1	10:06:22.622	10:06:22.622	10:11:09.125	4:46.503	4:46.503		
2	10:18:22.090	10:18:22.090	10:29:09.854	10:47.764	15:34.267		4

11 Clément Novalak R JOSEF KAUFMANN RACING

Nr.	In Day Time	In Time	Out Time	Pit Time	T. Pit Time	Handicap	Penalty
1	10:15:00.723	10:15:00.723	10:29:32.055	14:31.332	14:31.332		2

16 Yifei Ye JOSEF KAUFMANN RACING

Nr.	In Day Time	In Time	Out Time	Pit Time	T. Pit Time	Handicap	Penalty
1	10:06:14.956	10:06:14.956	10:09:40.137	3:25.181	3:25.181		
2	10:20:17.094	10:20:17.094	10:29:25.569	9:08.475	12:33.656		

21 Neil Verhagen TECH 1 RACING

Nr.	In Day Time	In Time	Out Time	Pit Time	T. Pit Time	Handicap	Penalty
1	10:01:33.365	10:01:33.365	10:05:08.700	3:35.335	3:35.335		
2	10:19:41.005	10:19:41.005	10:28:11.701	8:30.696	12:06.031		

22 Alexander Smolyar R TECH 1 RACING

Nr.	In Day Time	In Time	Out Time	Pit Time	T. Pit Time	Handicap	Penalty
1	10:01:44.329	10:01:44.329	10:04:58.764	3:14.435	3:14.435		
2	10:19:17.617	10:19:17.617	10:28:22.413	9:04.796	12:19.231		

24 Frank Bird TECH 1 RACING

Nr.	In Day Time	In Time	Out Time	Pit Time	T. Pit Time	Handicap	Penalty
1	10:01:57.498	10:01:57.498	10:06:30.006	4:32.508	4:32.508		
2	10:20:47.023	10:20:47.023	10:28:38.903	7:51.880	12:24.388		

31 Christian Lundgaard R MP MOTORSPORT

Nr.	In Day Time	In Time	Out Time	Pit Time	T. Pit Time	Handicap	Penalty
1	9:53:29.426	9:53:29.426	9:54:00.310	30.884	30.884		
2	10:08:22.190	10:08:22.190	10:12:34.412	4:12.222	4:43.106		
3	10:21:28.793	10:21:28.793	10:29:39.874	8:11.081	12:54.187		

32 Alex Peroni MP MOTORSPORT

Nr.	In Day Time	In Time	Out Time	Pit Time	T. Pit Time	Handicap	Penalty
1	10:04:45.384	10:04:45.384	10:10:37.046	5:51.662	5:51.662		
2	10:17:53.732	10:17:53.732	10:27:46.122	9:52.390	15:44.052		

33 Freek Schothorst R MP MOTORSPORT

Nr.	In Day Time	In Time	Out Time	Pit Time	T. Pit Time	Handicap	Penalty
1	10:06:30.965	10:06:30.965	10:13:38.908	7:07.943	7:07.943		
2	10:22:32.122	10:22:32.122	10:27:57.145	5:25.023	12:32.966		

41 Oscar Piastrri R ARDEN

Nr.	In Day Time	In Time	Out Time	Pit Time	T. Pit Time	Handicap	Penalty
1	10:03:17.146	10:03:17.146	10:07:48.101	4:30.955	4:30.955		
2	10:20:31.448	10:20:31.448	10:31:02.938	10:31.490	15:02.445		0

42 Nikita Volegov R ARDEN

Nr.	In Day Time	In Time	Out Time	Pit Time	T. Pit Time	Handicap	Penalty
1	10:03:31.375	10:03:31.375	10:07:56.607	4:25.232	4:25.232		
2	10:22:15.582	10:22:15.582	10:28:31.404	6:15.822	10:41.054		

43 Sami Taoufik R ARDEN

Nr.	In Day Time	In Time	Out Time	Pit Time	T. Pit Time	Handicap	Penalty
1	10:03:30.801	10:03:30.801	10:07:11.782	3:40.981	3:40.981		
2	10:19:37.561	10:19:37.561	10:28:05.392	8:27.831	12:08.812		

51 Axel Matus AVF BY ADRIAN VALLES

Nr.	In Day Time	In Time	Out Time	Pit Time	T. Pit Time	Handicap	Penalty
1	10:05:08.191	10:05:08.191	10:08:05.140	2:56.949	2:56.949		
2	10:17:00.207	10:17:00.207	10:30:01.872	13:01.665	15:58.614		5

53 Eliseo Martinez R AVF BY ADRIAN VALLES

Nr.	In Day Time	In Time	Out Time	Pit Time	T. Pit Time	Handicap	Penalty
1	10:07:14.319	10:07:14.319	10:09:30.788	2:16.469	2:16.469		
2	10:18:24.373	10:18:24.373	10:28:54.139	10:29.766	12:46.235		6





Circuit de Barcelona
Formula Renault Eurocup
Collective test 1
Pit Stop Analysis

FORMULA
RENAULT
EUROCUP

54

Christian Munoz

R

AVF BY ADRIAN VALLES

Nr.	In Day Time	In Time	Out Time	Pit Time	T. Pit Time	Handicap	Penalty
1	10:07:09.977	10:07:09.977	10:10:15.269	3:05.292	3:05.292		
2	10:19:06.634	10:19:06.634	10:29:01.985	9:55.351	13:00.643		

61

Lorenzo Colombo

R

JD MOTORSPORT

Nr.	In Day Time	In Time	Out Time	Pit Time	T. Pit Time	Handicap	Penalty
1	10:04:55.701	10:04:55.701	10:08:12.583	3:16.882	3:16.882		
2	10:18:54.039	10:18:54.039	10:27:18.755	8:24.716	11:41.598		

62

Thomas Maxwell

JD MOTORSPORT

Nr.	In Day Time	In Time	Out Time	Pit Time	T. Pit Time	Handicap	Penalty
1	10:01:18.024	10:01:18.024	10:04:17.161	2:59.137	2:59.137		
2	10:18:26.843	10:18:26.843	10:30:19.031	11:52.188	14:51.325		

63

Najiy Razak

JD MOTORSPORT

Nr.	In Day Time	In Time	Out Time	Pit Time	T. Pit Time	Handicap	Penalty
1	10:06:43.870	10:06:43.870	10:12:52.267	6:08.397	6:08.397		
2	10:29:24.737	10:29:24.737	10:33:31.677	4:06.940	10:15.337		

84

Vladimir Tziortzis

R

FORTEC MOTORSPORTS

Nr.	In Day Time	In Time	Out Time	Pit Time	T. Pit Time	Handicap	Penalty
1	10:05:33.369	10:05:33.369	10:09:02.480	3:29.111	3:29.111		
2	10:21:42.583	10:21:42.583	10:30:09.326	8:26.743	11:55.854		

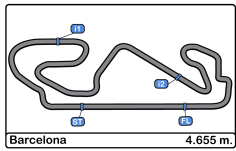
85

Raúl Guzman

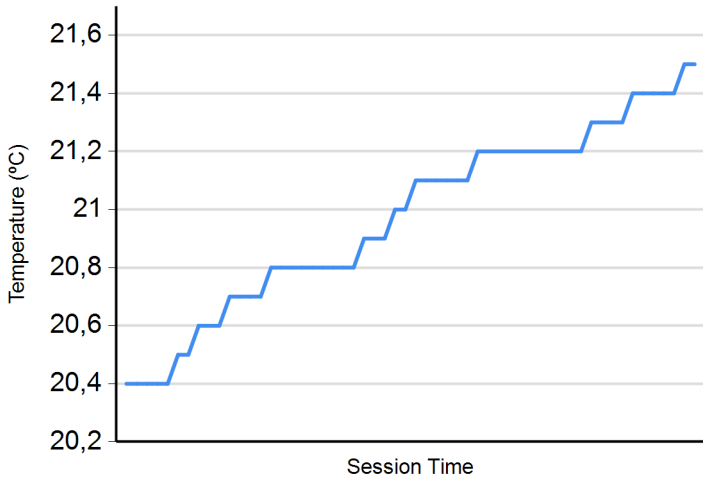
FORTEC MOTORSPORTS

Nr.	In Day Time	In Time	Out Time	Pit Time	T. Pit Time	Handicap	Penalty
1	10:03:38.058	10:03:38.058	10:07:37.783	3:59.725	3:59.725		
2	10:16:32.101	10:16:32.101	10:29:52.333	13:20.232	17:19.957		

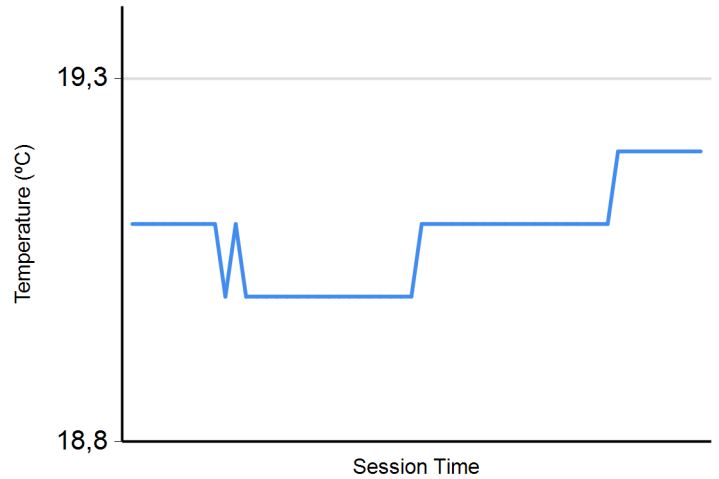




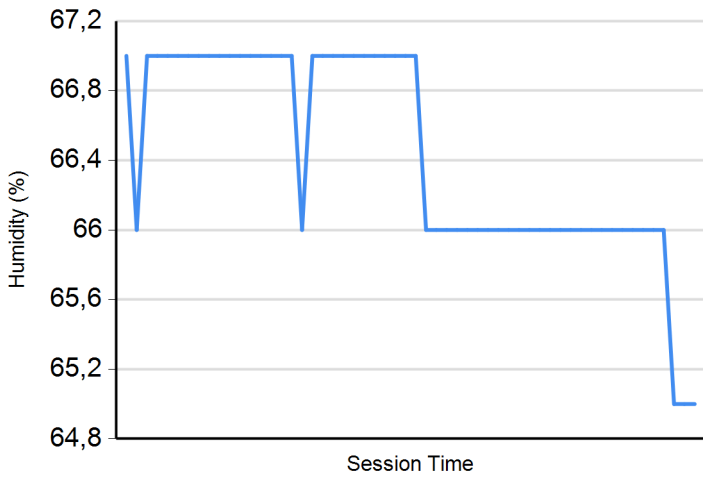
Air Temperature



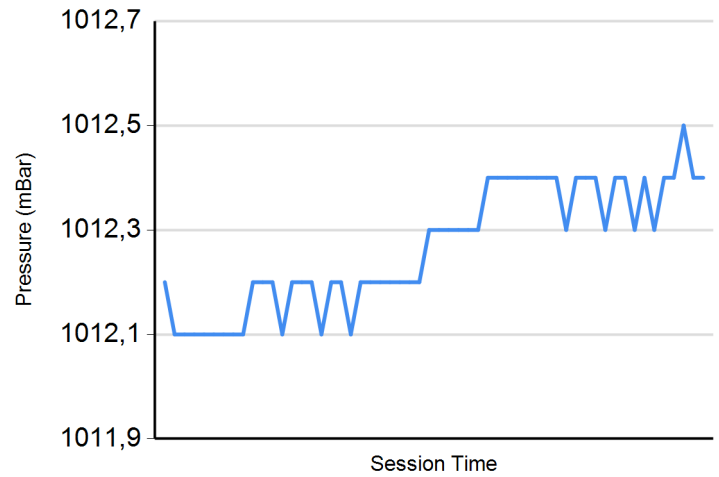
Track Temperature



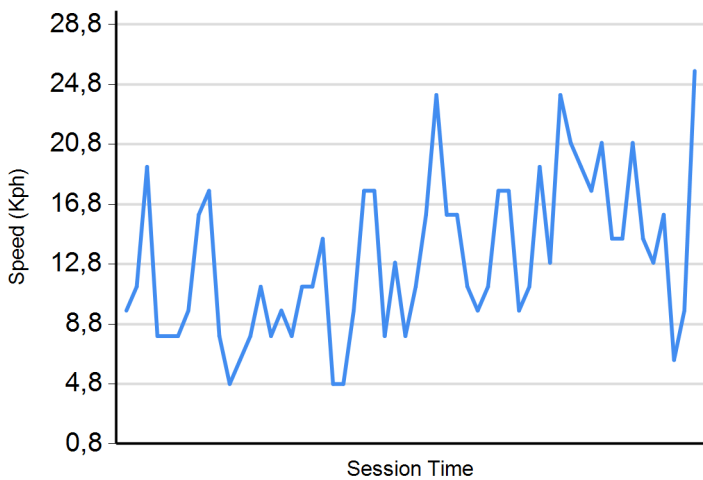
Humidity



Pressure



Wind Speed



Wind direction

North = 0°/360° Est = 90° South = 180° West = 270°

